

Build a Letter Printables

*Letter I

*Capital Letters

*Lowercase letters

Text Copyright © 2014 Alecia Francois

All Rights Reserved

No part of this book may be reproduced, stored in a retrieval system, or transmitted in any form by any means – electronic, mechanical, photocopy, recording or otherwise – without prior permission of the publisher, except as provided by U.S. copyright law.

YOU MAY:

- Use these files for personal use ONLY.
- Download the files to your personal computer.
- Print as many copies as you would like for personal use.


YOU MAY NOT:

- Edit any of the printables.
- Share my files with anyone else.
- Store them on any website or forum.
- Claim them as your own.
- Print and sell/distribute to others.

Questions or concerns? Contact me at learning2walkblog@gmail.com














Pull Down





Slide










Do-a-dot

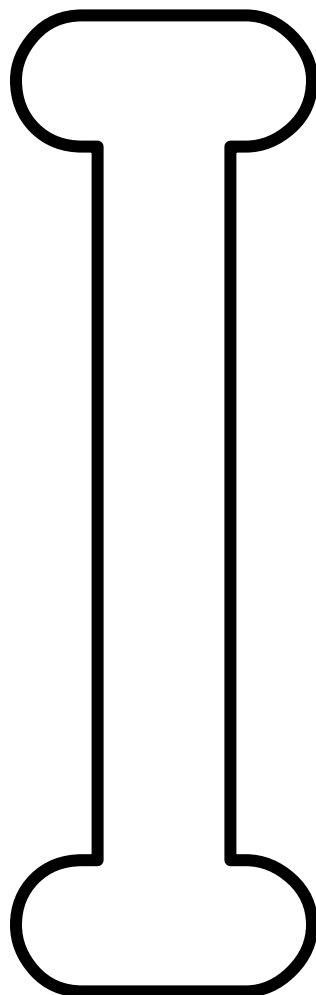




i

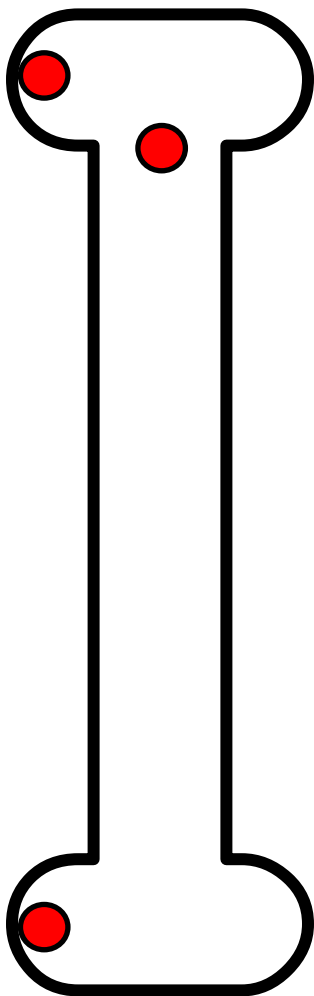


Do-a-dot



Fill the Letter



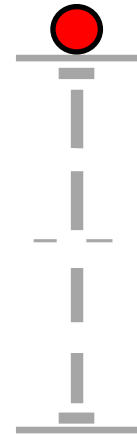



Write the Letter





I






i





Your Turn



A set of handwriting lines consisting of a solid top line, a dashed middle line, and a solid bottom line. A red dot is placed on the top line as a starting point for writing.



Your Turn

i

A set of handwriting lines for practice. It consists of a solid top line, a dashed middle line, and a solid bottom line. A red dot is placed on the top line as a starting point for writing.