


ZOO

Positional Words
Worksheets
for
Kindergarten



All rights reserved. No part of this packet may be reproduced, stored in a retrieval system, or transmitted in any form by any means— electronic, mechanical, photocopy, recording or otherwise— without prior permission of the publisher, except as provided by U.S. copyright law.

YOU MAY

- Use these files for personal use ONLY.
- Download the files to your personal computer.
- Print as many copies as you would like.

YOU MAY NOT

- Edit any of the printables.
- Share my files with anyone else.
- Store them on any website or forum.
- Claim them as your own.
- Print and sell/distribute to others.

Clipart c/o [Edu-Clips](#)


Questions or concerns? Contact me at
learning2walkblog@gmail.com




How To Use This Worksheet

In order to maximize the benefit from this worksheet please do the following:


- 1) Print and cut out the images on the last page of this pack as they will be used throughout this worksheet.
- 2) Allow your kindergartener to glue the image in the position given. See below for an example. The ice cream cone is to the **left** of the ice cream truck.




top




bottom




left




right





inside



outside



between



next to

