


# Fill In the Bugs!



All rights reserved. No part of this packet may be reproduced, stored in a retrieval system, or transmitted in any form by any means— electronic, mechanical, photocopy, recording or otherwise— without prior permission of the publisher, except as provided by U.S. copyright law.

### **YOU MAY**

- Use these files for personal use ONLY.
- Download the files to your personal computer.
- Print as many copies as you would like.

### **YOU MAY NOT**

- Edit any of the printables.
- Share my files with anyone else.
- Store them on any website or forum.
- Claim them as your own.
- Print and sell/distribute to others.


Clipart c/o




Questions or concerns? Contact me at  
[learning2walkblog@gmail.com](mailto:learning2walkblog@gmail.com)

# Instructions

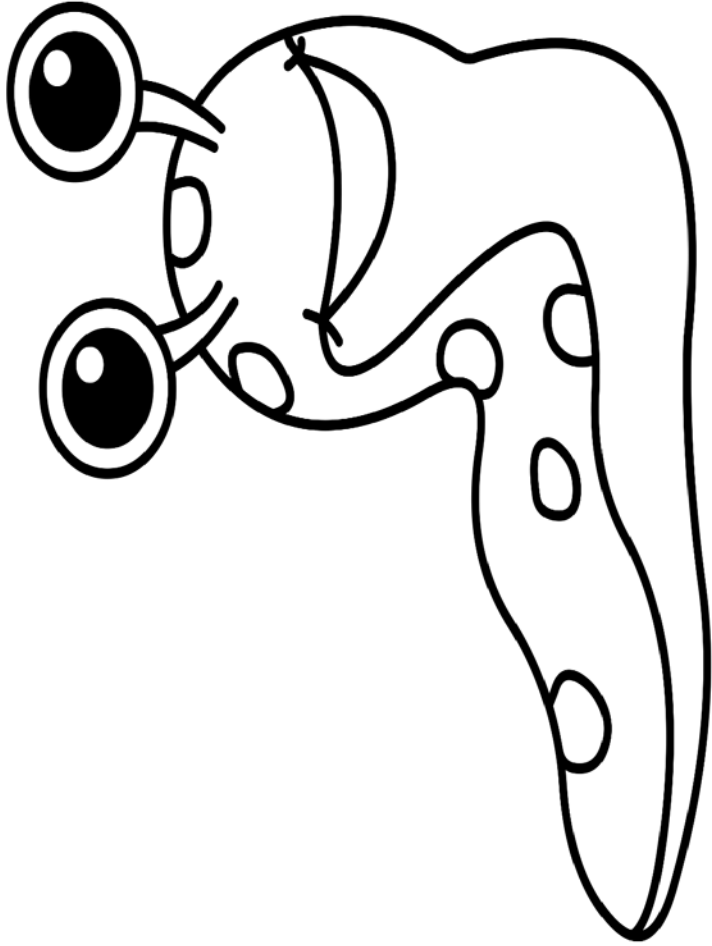
1. Print each sheet of bug cards on cardstock or regular paper.
2. Cut the sheet in two.
3. Allow your student to fill in each bug with stickers.



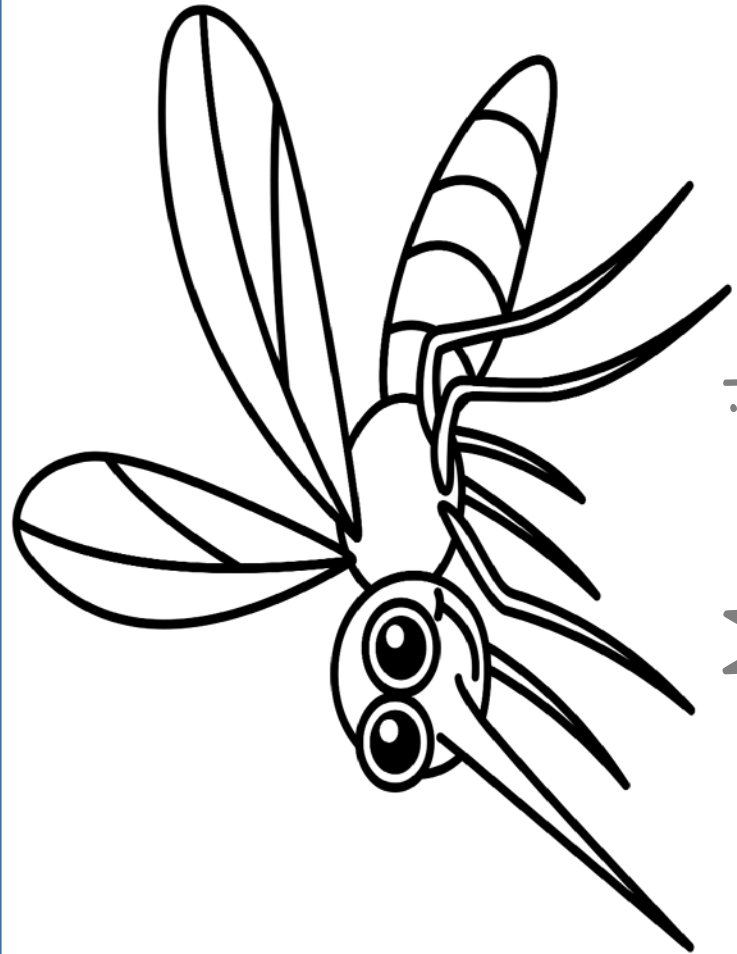
Worm




Spider



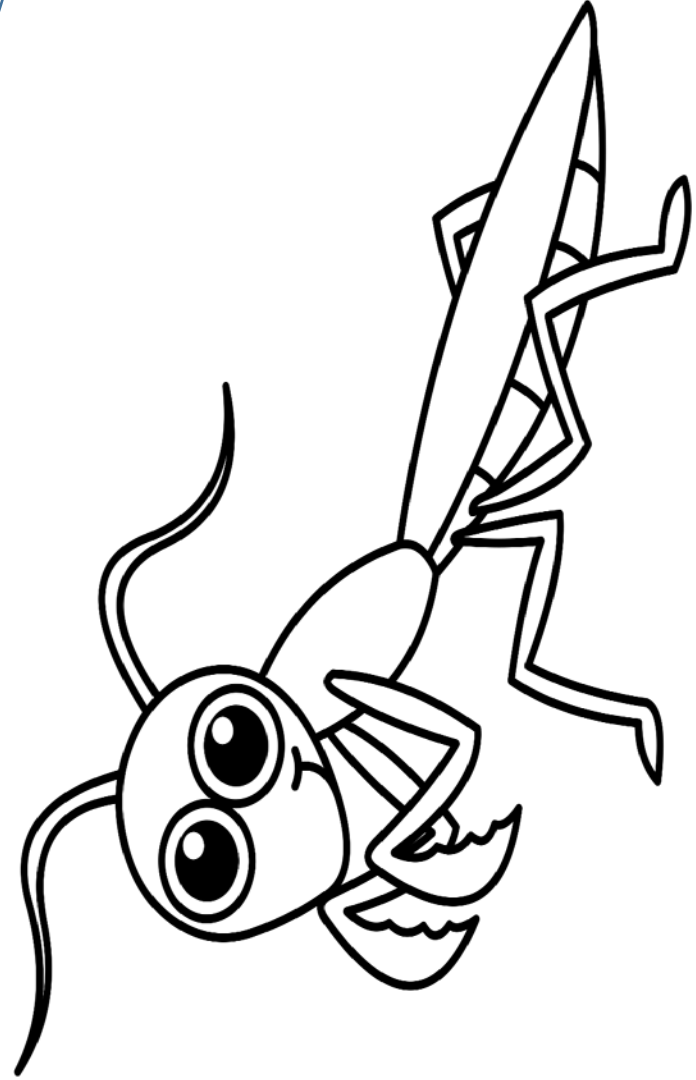
Slug




Mosquito




Ladybug




Praying Mantis




Fly



Grub




Grasshopper



Butterfly





Ant



Bee